





Reception - Independent/Home Learning Tasks
Thursday 11th January 2021

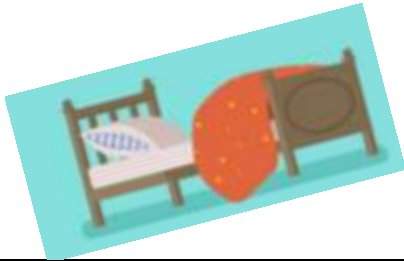
Happy new Year! Unfortunately, we can't all be in school together at the moment, but we will hopefully see you every day via our Team's lessons.
 If you get stuck or technology does not work, don't worry. There is lots of learning you can still do, but it is important that you do some learning every day so that we don't get behind.
 Your parents can email us if they have any problems.
twisken@attleboroughprimary.org.uk
jskinner@attleboroughprimary.org.uk
 Any resources you need for lessons will be on the school website. Click on the 'parent' tab, then 'home learning' and your 'class' page. We love to see your work so please share it with us on Tapestry as often as you can!
 Here are today's learning tasks!

Live Lessons (via Teams)

<p>Phonics: We look forward to you joining us for phonics at: 9.15am or 9.45am (please see email invite for specific time)</p> <p><u>'or' Cinderella</u></p> <p>Today we learnt the tri-graph 'or'. Your learning tasks are;</p> <ul style="list-style-type: none"> Decorate Cinderella's dress with the sound 'or'. Colour in all the 'or' sounds on the scene sheet online. 	<p>Maths: We look forward to you joining us for maths at: 10.15am or 10.45am (please see email invite for specific time)</p> <p><u>Number bonds to 10</u></p> <p>Today we have spent more time learning the very important number bonds to 10. Learning these will help you throughout school life. Your learning tasks today are;</p> <ul style="list-style-type: none"> Play the whale game at www.ictgames.com/saveTheWhale Complete the bonds to 10 valentines hearts. 	<p>We look forward to you joining us at: 2.30pm</p> <p>This afternoon we are going to share a story as a whole class.</p> <p>As we are all together, we are asking you to bring your favourite piece of work, that you have done during the lockdown lessons, along to the session. If you want to, you may share this work with the class.</p> <p>Well done for all your hard work!!!</p>
<p>Fairy words tricky troll to learn</p>	<p>Reading</p>	<p>Be Active</p>
<p>Spend some time learning to read these common words. The pink words are fairy words and the green words are tricky troll words. Tricky troll words are hard to read as you cannot sound them out and blend them, so need to learn them on sight.</p> <p>and, is, it, in, at the, no go, i, be</p>	<p>Please read every day for at least 10 minutes. If possible, we'd love to see a video of you reading... upload this onto tapestry if you can!</p>	<p>Take a look at the cbeebies website. There are many fun activities that will get you fit. What will you choose? Yoga with Duggee or workout with Andy?</p> <p>Follow this link to choose... www.bbc.co.uk/cbeebies/grownups/fun-exercises-to-do-at-home-with-kids</p> 



Challenges this week



- Follow a recipe and cook something
 - Make your own bed
 - Do a jigsaw puzzle
- Make a paper aeroplane and fly it



Useful Websites for extra learning

BBC Bitesize have daily lessons for in all areas of the curriculum. <https://www.bbc.co.uk/bitesize>

Maths – <https://www.topmarks.co.uk>

Zeekay junior, Well being; https://www.youtube.com/channel/UCp_TjaVHcT4Dj0qpi8KOTYA

Internet Safety: <https://www.thinkuknow.co.uk>

Computing – <https://www.ictgames.com>

Well-Being <https://www.activenorfolk.org/active-at-home-kids>

Phonics (free resources available) - <https://www.phonicsplay.co.uk/resources>



Fun at Home!



OFFLINE ACTIVITIES TO TRY

Make a treasure hunt

Make or do a jigsaw puzzle

Build a blanket fort

Put on a play or puppet show

Play with balloons

Write or recite a poem

Create an obstacle course

Plan and hold a picnic

Learn a magic trick

Build the tallest tower

Make your own kite

Make a greeting card

Bake or cook something

Make a paper airplane

Take photos of 10 living things

Make up a dance or song

Make or play an instrument

Paint or draw a picture

Make a joke book

Try some origami

Play or make a board game