



Reception - Independent/Home Learning Tasks
Friday 1st January 2021

Happy new Year! Unfortunately, we can't all be in school together at the moment, but we will hopefully see you every day via our Team's lessons.

If you get stuck or technology does not work, don't worry. There is lots of learning you can still do, but it is important that you do some learning every day so that we don't get behind.

Your parents can email us if they have any problems.
twisken@attleboroughprimary.org.uk
jskinner@attleboroughprimary.org.uk

Any resources you need for lessons will be on the school website. Click on the 'parent' tab, then 'home learning' and your 'class' page. We love to see your work so please share it with us on Tapestry as often as you can!

Here are today's learning tasks!


Live Lessons (via Teams)

Phonics: We look forward to you joining us for phonics at: **9.15am** or **9.45am** (please see email invite for specific time)

Disco dough

Today stretched out finger muscles by having a dough disco.

- Can you make up your own disco routine using your dough and your favourite song?
- Continue to practice reading and writing your key words.




Maths: We look forward to you joining us for maths at: **10.15am** or **10.45am** (please see email invite for specific time)

Ways to make!

Today we looked at different ways that we can make the number 20. Your learning tasks are;

- Use the lady birds to find your own ways to make the number 20. Use counters to help you.
- Make a bonds to
- Monster and write the number sentences on the arms and legs.



Topic: There is no online lesson today.

Your task this afternoon is to make a plan for the half term break.

What new skill could you learn? Who could you send a letter to? Could you plan to have a movie day?

There are 5 days in the half term break. Plan 5 days of FUN!! You deserve it.

Fairy words tricky troll to learn

Spend some time learning to read these common words. The pink words are **fairy words** and the green words are **tricky troll words**. Tricky troll words are hard to read as you cannot sound them out and blend them, so need to learn them on sight.

and, is,
it, in,
at
the, no
go, i, be

Re!!ading

Please read every day for at least 10 minutes. If possible, we'd love to see a video of you reading... upload this onto tapestry if you can!

Be Active

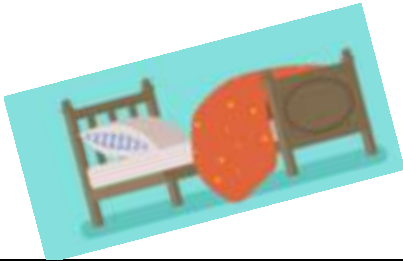
Take a look at the **cbeebies website**. There are many fun activities that will get you fit. What will you choose? Yoga with Duggee or workout with Andy?

Follow this link to choose...
www.bbc.co.uk/cbeebies/grownups/fun-exercises-to-do-at-home-with-kids





Challenges this week



- Follow a recipe and cook something
 - Make your own bed
 - Do a jigsaw puzzle
- Make a paper aeroplane and fly it



Useful Websites for extra learning

BBC Bitesize have daily lessons for in all areas of the curriculum. <https://www.bbc.co.uk/bitesize>

Maths – <https://www.topmarks.co.uk>

Zeekay junior, Well being; https://www.youtube.com/channel/UCp_TjaVHcT4Dj0qpi8KOTYA

Internet Safety: <https://www.thinkuknow.co.uk>

Computing – <https://www.ictgames.com>

Well-Being <https://www.activenorfolk.org/active-at-home-kids>

Phonics (free resources available) - <https://www.phonicsplay.co.uk/resources>



Fun at Home!



OFFLINE ACTIVITIES TO TRY

Make a treasure hunt

Make or do a jigsaw puzzle

Build a blanket fort

Put on a play or puppet show

Play with balloons

Write or recite a poem

Create an obstacle course

Plan and hold a picnic

Learn a magic trick

Build the tallest tower

Make your own kite

Make a greeting card

Bake or cook something

Make a paper airplane

Take photos of 10 living things

Make up a dance or song

Make or play an instrument

Paint or draw a picture

Make a joke book

Try some origami

Play or make a board game