



Reception - Independent/Home Learning Tasks

Monday 18th January 2021

Happy new Year! Unfortunately, we can't all be in school together at the moment, but we will hopefully see you every day via our Team's lessons.

If you get stuck or technology does not work, don't worry. There is lots of learning you can still do, but it is important that you do some learning every day so that we don't get behind.

Your parents can email us if they have any problems.





twisken@attleboroughprimary.org.uk

jskinner@attleboroughprimary.org.uk

Any resources you need for lessons will be on the school website. Click on the 'parent' tab, then 'home learning' and your 'class' page. We love to see your work so please share it with us on Tapestry as often as you can!

Here are today's learning tasks!

Live Lessons (via Teams)

<p>Phonics: We look forward to you joining us for phonics at: 9.15am or 9.45am (please see email invite for specific time)</p> <p>X - Box of Tricks Today we listened to the story a box of tricks and learnt the sound 'x'.</p> <p>Follow up work; Can you make your own magic box? Maybe you know a magic trick that you could practice and share with us online. Can you write any 'x' words using magnetic letters or your sound cards?</p> 	<p>Maths: We look forward to you joining us for maths at: 10.15am or 10.45am (please see email invite for specific time)</p> <p>Today we learnt about the different types of coins in our currency.</p> <p>Follow up work; Look at the different coins you have. Use a crayon to make some rubbings of the coins and look at the pictures and patterns that they create.</p> 	<p>Topic: We look forward to you joining us at: 1.15pm or 1.45pm (please see email invite for specific time)</p> <p>This week we will be talking about our local community and what is in Attleborough.</p> <p>Follow up Draw a picture of your home. Is it on one level? Does it have an upstairs? Who lives with you? Do you have any pets?</p> 
<p>Fairy words tricky troll to learn</p>	<p>Reading</p>	<p>Be Active</p>
<p>Spend some time learning to read these common words. The pink words are fairy words and the green words are tricky troll words. Tricky troll words are hard to read as you cannot sound them out and blend them, so need to learn them on sight.</p> <p>and, is, it, in, at the, no go, i, be</p>	<p>Please read every day for at least 10 minutes. If possible, we'd love to see a video of you reading... upload this onto tapestry if you can!</p>	<p>3 Minute Challenge.</p> <p>https://www.youtube.com/watch?v=I0k6XqfFEUo&safe=active</p> 
<p>Challenges this week</p>		



- Can you make an ice decoration? Look at the instructions sheet online to find out how to make one.
- Build a model of your house. Use cereal boxes, toilet rolls...to build a 3D model of your house.



- Use cardboard to make a threading picture.

Useful Websites for extra learning

BBC Bitesize have daily lessons for in all areas of the curriculum. <https://www.bbc.co.uk/bitesize>

Maths - <https://www.topmarks.co.uk>

Zeekay junior, Well being;

https://www.youtube.com/channel/UCp_TjaVHcT4Dj0qpj8KOTYA

Internet Safety: <https://www.thinkuknow.co.uk>

Computing - <https://www.ictgames.com>

Well-Being <https://www.activenorfolk.org/active-at-home-kids>

Phonics (free resources available) - <https://www.phonicsplay.co.uk/resources>



FREE DRAW CHALLENGE

#1 A New ICE CREAM Or POPSICLE FLAVOR

#2 Draw a character from a book you are reading

#3 Summer Portrait

#4 DESIGN A SKATEBOARD

#5 YOUR FAVORITE MOVIE

#6 DRAW A DRAGON

#7 DRAW YOUR BEST MEMORY...

#8 FAVORITE ANIMAL

#9 Something you are proud of ...

#10 FAMILY PORTRAIT

#11 What Inspires you?

#12 A NEW OUTFIT!

#13 SOMETHING RED

#14 SOOTHE YOUR SOUL WITH A ZENTANGLE

Shape w/ pattern inside

#15 A PLACE YOU WANT TO VISIT

#16 FAVORITE SPORT

#17 WHAT'S IN OUTER SPACE?

#18 DRAW A FRIEND

#19 FAVORITE CARTOON

#20 COPY YOUR FAVORITE FAMOUS ARTIST



CHALLENGE COMPLETE!

