

Pictograms

1. A shopkeeper wants to find out how many items she sells in a week. She collects some information.

Food	Number of items sold
Bread	
Milk	
Eggs	
Butter	

Complete the pictogram.

Food	Number of items sold
Bread	
Milk	
Eggs	
Butter	

= 5 items

2. Tick the statements that are correct.

Day	Number of apples sold
Wednesday	
Thursday	
Friday	
Saturday	

= 2 apples

- A. 4 more apples were sold on Thursday than on Wednesday.
- B. 13 apples were sold on Saturday.
- C. 32 apples were sold in total.
- D. 2 more apples were sold on Friday than on Thursday.

3. Karim is drawing a pictogram to show how many times his friends catch a ball.

Friend	Number of children = 2 catches
Isma	
Arlo	
Ruby	
Charlie	

Karim says,



I must draw 10 circles to show that Isma made 10 catches.

Is he correct? Explain your answer.

4. Use the clues to complete the pictogram.

Red	Blue	Green	Yellow

= 2 marbles

There are fewer blue marbles than red.
There are more blue marbles than green.
How many blue marbles could there be?
Give all possibilities.

5. Lexi is counting her hair clips.

Colour	Number of clips
Red	
Pink	
Silver	
Purple	

= 10 clips







I have more purple clips than silver and pink ones combined.

Is she correct? Explain why.

Pictograms

1.

Food	Number of items sold
Bread	
Milk	
Eggs	
Butter	

2. B and C

3. Karim is incorrect. The key shows that 1 circle = 2 catches, so Karim must draw 5 circles to show that Isma made 10 catches.

4. There are 8 red marbles and 4 green marbles; therefore there could be 5, 6 or 7 blue marbles.

5. Lexi is incorrect. She has 25 silver clips and 15 pink clips which total 40 clips altogether. She has 40 purple clips; therefore she has an equal amount of purple clips to silver and pink ones combined.